

1. Product introduction

Our LED Panel light is made by Special different view angles mixing lighting design, use high efficiency constant current driver, with less light degradation and 40,000hour lifespan replacing traditional down light , better than most similar product.

2. Features

Certificates: CE、FCC、ROHS

Green Illumination: No strobing during working, fast response (no delay), and energy saving 70% than conventional down lights.

Circuit Design: Constant current isolated circuit design with wide voltage range and wide frequency. It is small measurement with high efficiency and high power factor.

Long lifespan: The product is very low and the lifespan is above 40,000 hours.

Ultrathin: 8.5mm Efficiency≥80%

3. Application area

Available for City、Buildings、Plaza、Hotel、Offices ,etc




4. Parameter

Dimension: 300*600*8.5mm	Power: 20W
Input Voltage: AC85-265V	LED Type: 3014 High Lumen
LED quantity: 200PCS	View angle: 160°
Color Temperature: 5500-6000K	CRI: ≥80Ra
Luminous flux: 1500lm	Power Factor: >0.9
Lifespan: ≥40,000 hrs	Working Environment : Indoor
Housing Material: Aluminum Alloy+PC	

Working Temperature: -20°C ~ +40°C

Storage Temperature: -30°C ~ +50°C

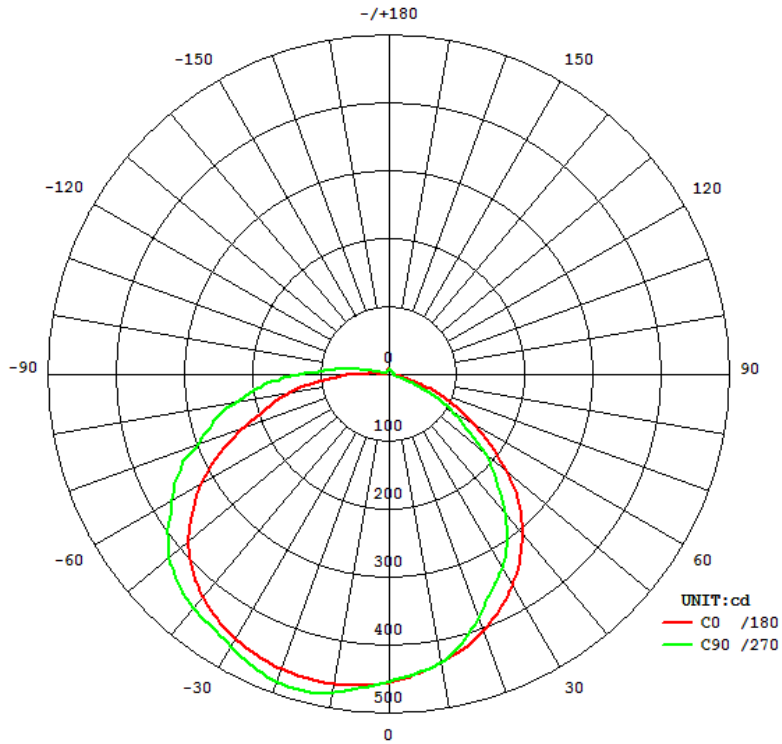
5. Outline Dimension



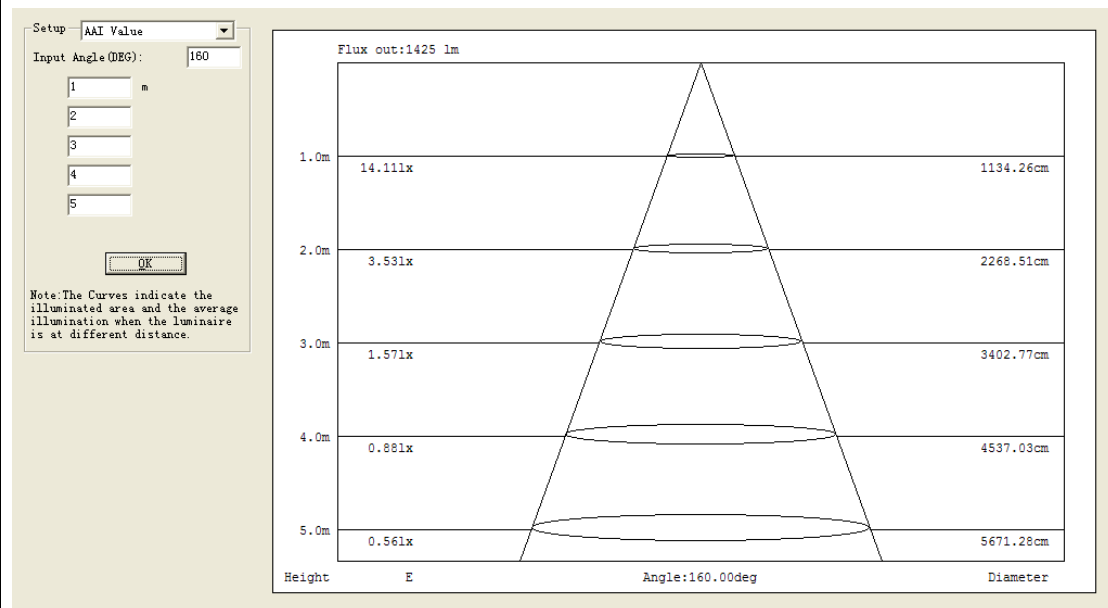
6. Product photo



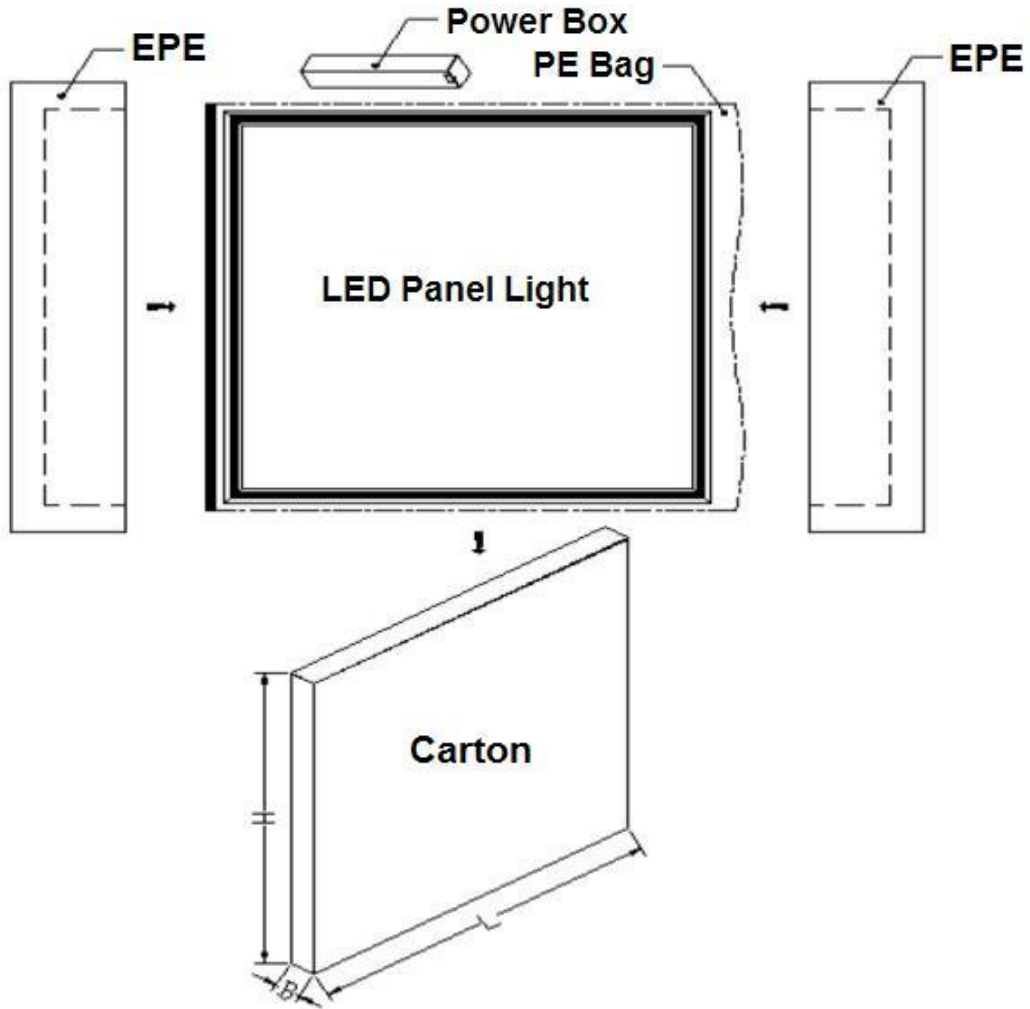
7. Spectral distribution curve



8. Effective average luminance




9. Package



NO.	Product Number	Carton Size(mm)			N.W.(KG)	G.W.(KG)
		L	B	H		
1	300X300	400	65	400	0.8	1.5
2	300X600	700	65	400	1.5	2.5
3	300X1200	1300	65	400	3	5
4	600X600	700	65	700	3	5
5	600X1200	1300	65	700	6	9

10. Installation Instruction



Rope Fixed

Support Fixed

Embedded

Remarks :

1. Indoor use only : IP41.
2. Please read the specification first to make sure the using condition is fit.
3. Please shut off the switch before connect the product, then turn on.